


Products Key Line

Home Automation

Gateway Based

Direct WiFi Based

With Touch Switch Board



Product Name : Touch Switch Board DM, 4.1
Model Number : SW-DSD-1-4003

2W Technologies
www.2w.com

Variants

- 4.1 Channel [12M,8M,6M]
- 4.2 Channel [12M,8M,6M]
- 4.0 Channel [12M,8M,6M]
- 4.0 Channel [6M] 2Way
- 2.0 Channel [6M]
- 6.0 Channel [12M,8M,6M]
- 6.1 Channel [12M,8M,6M]
- 6.0 Channel [12M,8M,6M] DM/CC
- 4.1 Channel [12M,8M,6M] DM/CC
- 6.1 Channel [12M,8M,6M] DM/CC
- 4.2 Channel [12M,8M,6M] DM/CC


With Existing Switch board



Variants

- 4.1 Channel [12M,8M,6M]
- 4.2 Channel [12M,8M,6M]
- 4.0 Channel [12M,8M,6M]
- 2.0 Channel [12M,8M,6M]

With Touch Switch Board




Product Name : Touch Switch Board HDM, 4.1
Model Number : SW-NH-4.1-1803

2W Technologies
www.2w.com

Variants

- 4.1 Channel [12M,8M,6M]
- 4.2 Channel [12M,8M,6M]
- 4.0 Channel [12M,8M,6M]
- 2.0 Channel [6M]
- 6.0 Channel [12M,8M,6M]
- 4.2 Channel [12M,8M,6M]

With Existing Switch board



Variants

- 4.1 Channel [12M,8M,6M]
- 4.2 Channel [12M,8M,6M]
- 4.0 Channel [12M,8M,6M]
- 2.0 Channel [12M,8M,6M]